



Caledonian

Railway Cables

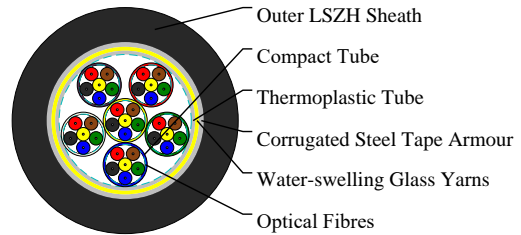
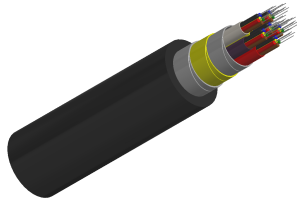
www.caledonian-cables.com

marketing@caledonian-cables.com

K209B LSZH Armoured Optical Fiber Cables

Singlemode Fibres From 6 to 36 OF – G652

RO/K209B-ML-C-9-6x6-SR-(STA)H



APPLICATIONS

The cables are designed for long distance telecommunication and using optical fibres in urban railways infrastructure. These low smoke halogen-free cables are laid on hooks, pulled through ducts or cable trays.

STANDARDS

RATP K209B or RATP K209A

CABLE CONSTRUCTION

Compact Tube: 6 or 12 singlemode optical fibres G652 or multimode fibers assembled under thermoplastic “peelable” skin. Tube diameter: 1mm.

Filling: Water-swelling yarns.

Tube: Thermoplastic

Peripheral Strength Member: Water-swelling glass yarns.

Armour: Corrugated steel tape armour 25/100.

Sheath: LSZH

PHYSICAL AND THERMAL PROPERTIES

Bending Radius: 20 x OD

Temperature Range: -40°C to +60°C (during operation); -10°C +60°C (during installation)

Electrical Properties

Electrical Characteristics at 20°C:

Optical & Geometrical Properties for Single Mode Fibers :

Maximum Attenuation: G652

@1310nm: 0.35 dB/km

@1550nm: 0.22 dB/km

Maximum Chromatic Dispersion:

Between 1260 and 1360nm: 3.5 ps/(nm/km)

Between 1530 and 1565nm: 19 ps/(nm/km)

Zero Dispersion Wavelength: 1310±11 nm



Caledonian

Railway Cables

www.caledonian-cables.com

marketing@caledonian-cables.com

Zero Dispersion Slope:0.09 ps/(nm².km)

Numerical Aperture:0.14

Point discontinuity:0.1 dB

PMD (individual fiber):0.2 ps/km

Maximum Cutoff Wavelength:1260 nm

Cladding Diameter:125±1 um

Core/Cladding Concentricity Error:≤0.5 um

Cladding Non Circularity:≤1%

Coating Non Circularity:≤6%

Proof Test Level:100 (0.7) Kpsi (GN/m²)

Crush Resistance:30N/cm

Maximum Laying Tension:3000 N

DIMENSION AND PARAMETERS

No. of fibres	No. of Tubes × No. of Fibres/Tube	Nominal Sheath Thickness	Nom. Overall Diameter	Approx. Weight
		mm	mm	kg/km
36	6 tubes of 6 OF	1.8	13	112



Acid & Alkaline Resistant



Fire Retardant
NF C32-070-2.2(C1)
IEC60332-3-24/EN50266-2.4



Flame Retardant
NF C32-070-2.1(C2)
IEC60332-1-2/EN50265-2.1



Impact Resistant



Laid In Cable Tray



Low Corrosivity
IEC60754-2/EN50267-2.2/3
NF C32-074/NF C20-453




Low Smoke Emission
IEC 61034-2 / EN 50268-2
NF C32-073/NF C 20-902



Low Toxicity



Mineral Oil Resistant



Zero Halogen
IEC 60754-1/EN 50267-2-1
NF C20-454